

BEDTIME for BABY SHARK

Coloring Sheet



Coming
soon!

 **SCHOLASTIC**
scholastic.com

REPRODUCIBLE

SCHOLASTIC TM/© Scholastic Inc.
Art © 2019 by John John Bajet.

BEDTIME for BABY SHARK

BABY SHARK BEDTIME DANCE!

**BRUSH
YOUR
TEETH!**



Move hand up and down in front of your mouth like a toothbrush.

**TAKE
A
BATH!**




Wave a hand behind your head like a scrub brush.

**JAMMIES
ON!**



Squat, then stand up, pulling on invisible pajamas.

**READ
A
BOOK!**




Unfold hands like a book.

**NIGHT-LIGHT
ON!**



Pull on an imaginary chain.

**TOSS
AND
TURN!**



Hold hands beside head, then twist and turn.

**RUN
AND
HIDE!**



Run in place.

**NO
MORE
TRICKS!**



Wag your finger back and forth.

**ALL
TUCKED
IN!**



Cross arms across chest and sway.

**OFF
TO
SLEEP!**



Put hands together under your head.



Coming
soon!

SCHOLASTIC
scholastic.com

REPRODUCIBLE

SCHOLASTIC TM/© Scholastic Inc.
Art © 2019 by John John Bajet.



BEDTIME for BABY SHARK

Maze Baby Shark is ready to go to sleep!
Can you help him find his way to bed?

START



Coming
soon!


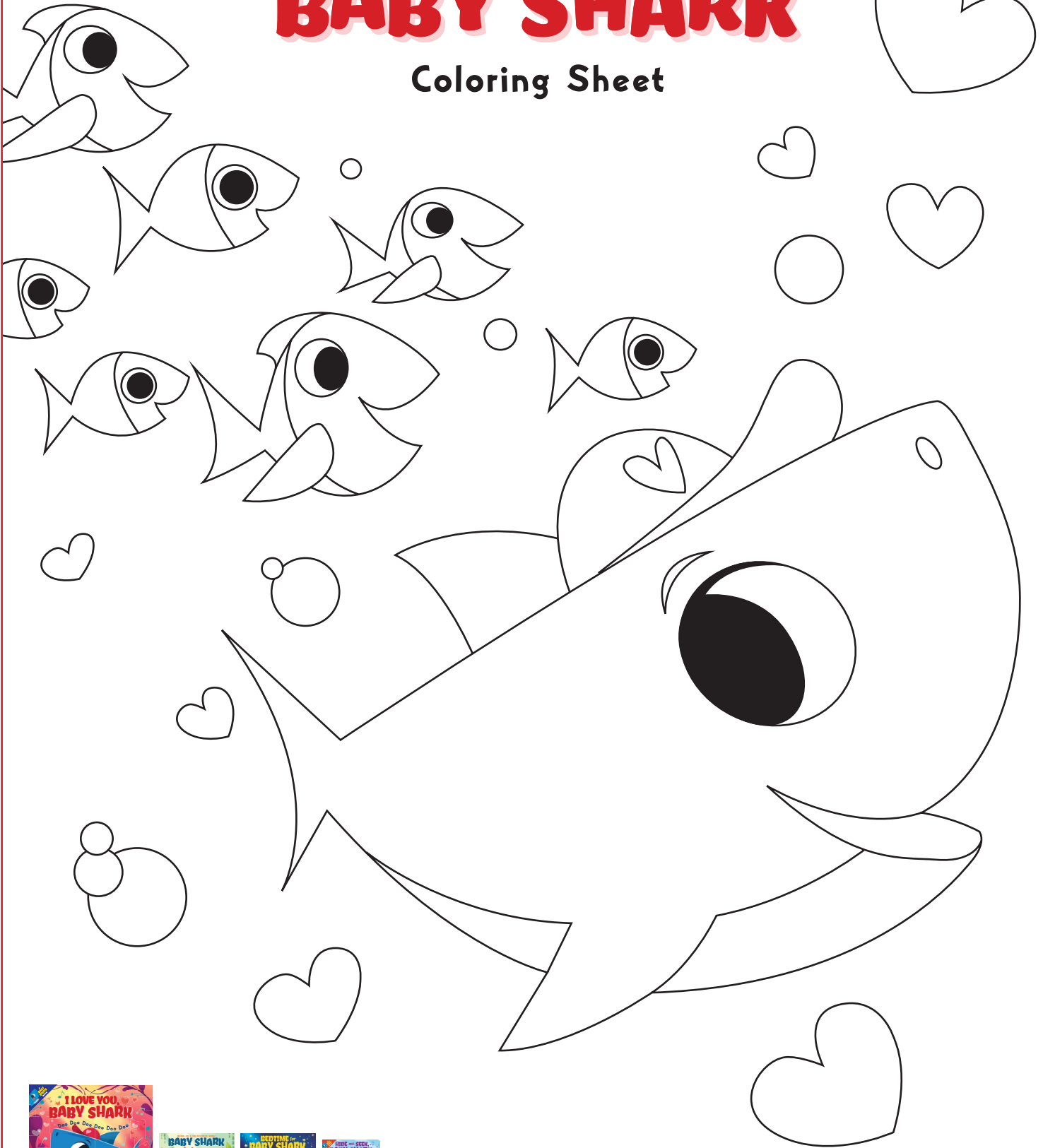
 **SCHOLASTIC**
scholastic.com

REPRODUCIBLE

SCHOLASTIC TM/© Scholastic Inc.
Art © 2019 by John John Bajet.

I LOVE YOU, BABY SHARK

Coloring Sheet



REPRODUCIBLE

scholastic.com

SCHOLASTIC and associated logos are trademarks and/or registered trademarks of Scholastic Inc. Art © 2019 by John John Bajet.

I LOVE YOU, BABY SHARK DANCE!

Do this dance with your child as you read *I Love You, Baby Shark!*

**HOLD
YOU
TIGHT!**



Cross your arms in front tightly and rock back and forth.

**DAY
AND
NIGHT!**



Bring your hands together over your head to make a hand circle.

**GIVE
A HUG!**



Bring your arms together for a hug.

**SAFE
AND
SNUG!**



Rock your arms like a cradle.

**NEAR
OR
FAR!**



Point here and there.

**SHINING
STAR!**



Starting above your head, wiggle your fingers back and forth like star dust.

**BLOW
A KISS!**




Blow a kiss.

**MAKE
A WISH!**



Move your finger across the sky.

**HEAD
TO TOE!**




Point from your head down to your toes and back.

**LOVE
YOU
SO!**



Make heart hands.




 **SCHOLASTIC**

scholastic.com

REPRODUCIBLE

SCHOLASTIC and associated logos are trademarks and/or registered trademarks of Scholastic Inc. Art © 2019 by John John Bajet.

Name: _____



Hello, Crabby! Activities

Crabby is a very crabby crab. Do YOU ever feel crabby? What can make you feel this way?
Write your answer and draw a picture to share with your friends.



Plankton bakes Crabby a cake. What kind of cake would YOU bake for Crabby?
What would your cake look like? How many layers would it have?
Draw a picture of your cake.

There are four crabs scuttling in this book! After reading *Hello, Crabby!*, can you name them all?



Name: _____



A Friend for **DRAGON** Activities



Dragon and his new friend make a snack out of cookies, orange juice, and catsup.
What would you put in your snack? Write a recipe to share with your friends.

Dragon says good friends listen to each other, have things in common, and share with each other.
What are some other things good friends do? What do you and your friends like to do together?
Write and draw your story!

Dragon has a lot of apples on his tree! Can you help count them?

$$\text{apple} + \text{apple} = \underline{\hspace{2cm}}$$

$$\text{apple} \text{ apple} + \text{apple} \text{ apple} = \underline{\hspace{2cm}}$$

$$\text{apple} \text{ apple} + \text{apple} = \underline{\hspace{2cm}}$$

$$\text{apple} \text{ apple} \text{ apple} + \text{apple} \text{ apple} = \underline{\hspace{2cm}}$$

Name: _____



Sparkly New Friends Activities

Unicorn can do lots of things with a horn, like spinning, drawing, and making things look fancy! What would YOU do if you had a horn? What does your horn look like? Write and draw your ideas!




Read each sentence starter below. Based on what happens in the book, choose the correct word listed on the right. Then write it in the sentence.



Unicorn is very _____. SPARKLY TALL COLD




Yeti has a fancy _____. HORN SCARF HAT






Unicorn and Yeti have some _____. MILK SOUP TEA






Unicorn and Yeti have a snowball fight! Can you help them count the snowballs?

 +   = _____

  +   = _____

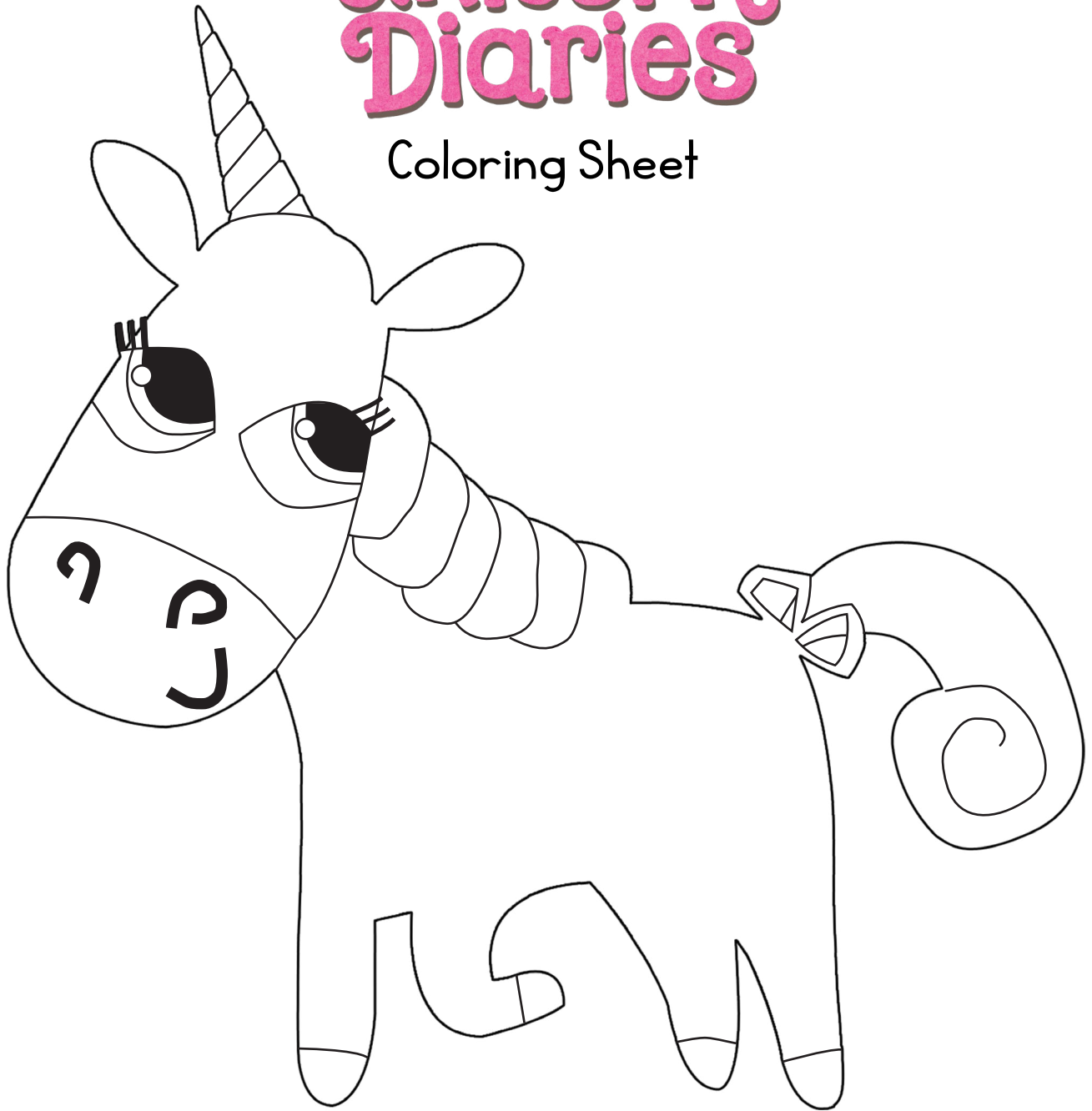
 +   = _____

  +    = _____

  +    = _____

Unicorn Diaries

Coloring Sheet



[scholastic.com/branches](https://www.scholastic.com/branches)



REPRODUCIBLE

SCHOLASTIC TM/© Scholastic Inc. Art © 2020 by Rebecca Elliott.


Unicorn Diaries

Design Your Own Patch



Every week, Bo and the other unicorns try to earn a new patch for their patch blankets. Patches are given out for things like being helpful, being a good detective, being brave, or being creative. Bo even makes Sunny a special patch for being funny!

Now you can make your own patch—for whatever you want!



[scholastic.com/branches](https://www.scholastic.com/branches)



Unicorn Diaries

Create Your Own Unicorn



Unicorns like Bo come in all sorts of colors and have glitterrific names like Rainbow Tinseltail and Nutmeg Silvertips. They also have twinkle-tastic powers—like granting wishes, flying, or turning invisible.

Draw and pick a name for your own unicorn in the space below. What special power does your unicorn have?



[scholastic.com/branches](https://www.scholastic.com/branches)



DRAGON MASTERS

Draw a Dragon!

What is your dragon's name? _____

What is your dragon's type? _____

What powers does your dragon have? _____

Created by Dragon Master: _____



SAY SOMETHING!

Speech Bubbles

When you say something, you have the power to inspire! Fill in the speech bubbles with favorite sayings—they can be sayings from this book, sayings that you've heard, or sayings you make up that you think are important to share with others!




From bestselling author Peter H. Reynolds

REPRODUCIBLE

SCHOLASTIC and associated logos are trademarks and/or registered trademarks of Scholastic Inc. © 2018 Peter H. Reynolds.

 SCHOLASTIC

scholastic.com




DREAM IT * WRITE IT * SAY IT

SAY SOMETHING!

Create a Card

You can say something by sharing what is in your heart! Express yourself by writing your message in the hearts below. Then, cut out and fold the template to create a card that you can give to someone special.




From bestselling author Peter H. Reynolds

REPRODUCIBLE

 **SCHOLASTIC**

SCHOLASTIC and associated logos are trademarks and/or registered trademarks of Scholastic Inc. © 2018 Peter H. Reynolds.

scholastic.com




DREAM IT * WRITE IT * SAY IT

SAY SOMETHING!

Poster

Your voice matters! What is your message for others? What are your hopes and dreams? What would you like to see change in the world? With your art and words, create a poster that expresses your feelings about a cause or issue that is important to you.




From bestselling author Peter H. Reynolds

REPRODUCIBLE



SCHOLASTIC and associated logos are trademarks and/or registered trademarks of Scholastic Inc. © 2018 Peter H. Reynolds.

scholastic.com




DREAM IT * WRITE IT * SAY IT

SAY SOMETHING!

Poster

Your voice matters! What is your message for others? What are your hopes and dreams? What would you like to see change in the world? With your art and words, create a poster that expresses your feelings about a cause or issue that is important to you.




From bestselling author Peter H. Reynolds

REPRODUCIBLE



scholastic.com

SCHOLASTIC and associated logos are trademarks and/or registered trademarks of Scholastic Inc. © 2018 Peter H. Reynolds.



DREAM IT * WRITE IT * SAY IT





Be You!

Draw Yourself Activity




Are you curious or adventurous? Are you kind or brave?
Draw a picture of yourself in action—
doing whatever best expresses who you are!



Be You!

Express Yourself Activity

Share who you are with the world! Choose an adjective from the book to describe yourself and create your own t-shirt. Fill in the message and decorate it however you like.





the Word Collector

WORD COLLAGE

Words are magic. They have the power to express, connect, and transform.


As a parent, you likely have many words to describe your child. But what if you asked your child what word they'd choose to describe themselves?

Here's what to do:

- Get supplies:
 - Poster board
 - Construction paper (cut into strips)
- Ask your child the big question—the one word that sums them up. The word that makes them, them.
- Have him or her write it down and stick it to the construction paper.
- The next questions are up for grabs—but all with single-word answers: How are you feeling right now? What's your favorite animal? Who's your best friend? What's your favorite month? What's your favorite WORD of all time?
- Post each one until you have a collage of words—a mini-memoir of who they are, right now.
- In the center, add one with your child's name and the date.

Next year, same time, do it again. You'll be amazed at your child's sense of self-discovery and their awareness of the world around them. (Even if their best friend never changes.)


BONUS! Word collages can also make a great addition to birthday parties. Have each guest write down the one word that expresses what they like about the birthday boy or girl. A day to remember filled with glowing reviews!



 **SCHOLASTIC**

scholastic.com

SCHOLASTIC and associated logos are trademarks and/or registered trademarks of Scholastic Inc. Art © 2018 by Peter H. Reynolds.



the Word Collector


FRIENDSHIP COLLAGE

Friendship is one of the first words your child will come to understand. But when asked, what single word would your child use to describe their best friend?

Here's what to do:

- Gather supplies:
 - Poster board (for each child)
 - Construction paper (cut into squares)
- At the top of the poster board have each child write “All About My Best Friend.”
- Ask each child a question about their best friend that requires a single-word answer: What’s their favorite color? Favorite animal? Favorite sport? Favorite day? Favorite subject in school? Happiest word? What’s their friend’s best quality? Have them write down each answer on a square of construction paper and glue or tape them down to the poster board. And no peeking!
- Next, have them exchange collages.

Children will not only discover what they have in common, but they’ll see themselves through the eyes of their best friend. That means a lot, and the friendship collage will be something to hold onto and cherish.



 SCHOLASTIC

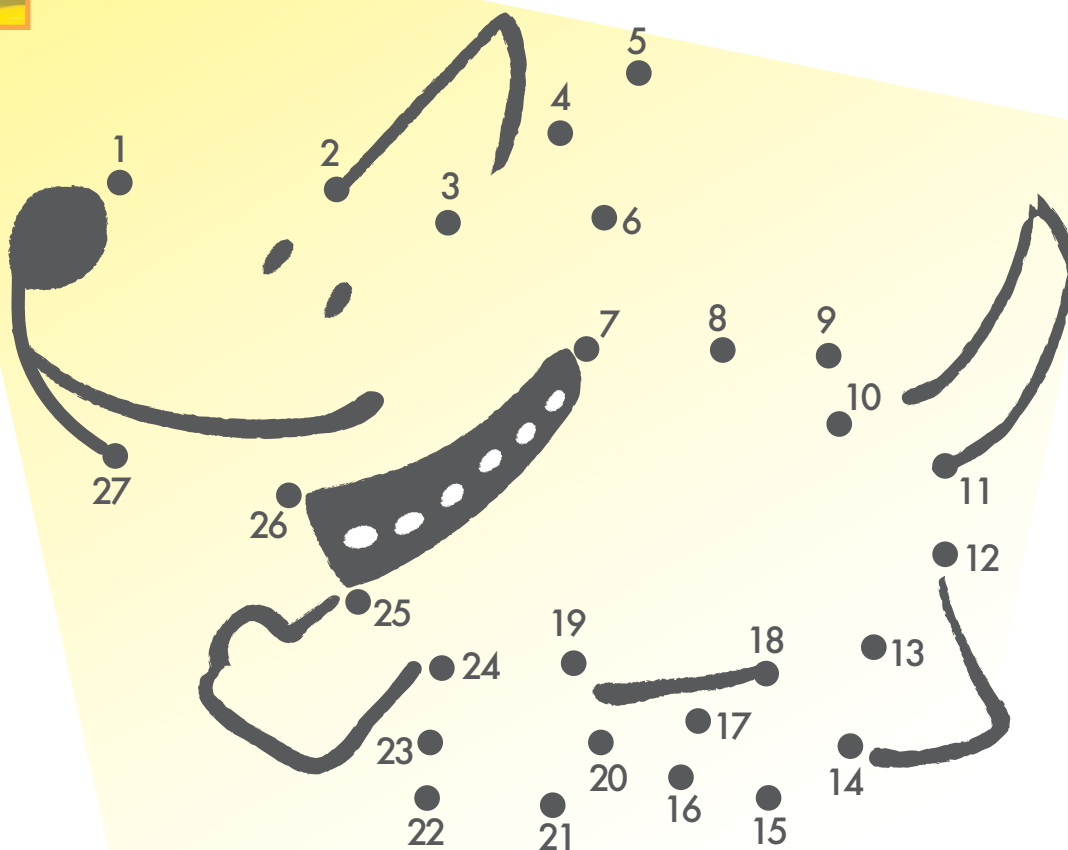

scholastic.com

SCHOLASTIC and associated logos are trademarks and/or registered trademarks of Scholastic Inc. Art © 2018 by Peter H. Reynolds.

DOG BREATH

Connect the Dots

Who are the burglars shining their flashlight on?
Connect the dots to find out.




SCHOLASTIC TM/© Scholastic Inc.
Art © Dav Pilkey.

REPRODUCIBLE

 **SCHOLASTIC**
scholastic.com/dogbreath

From
bestselling
author
Dav Pilkey



DOG BREATH

Word Find

The words in this puzzle are hiding from Hally's bad breath!
Can you find them all?

E	C	C	C	C	B	U	R	G	L	A	R	S
C	C	A	R	N	I	V	A	L	I	M	O	D
W	K	Y	X	U	T	Y	W	R	H	G	L	S
I	G	D	F	Q	T	X	D	C	J	R	L	G
H	K	F	I	L	K	M	T	S	C	R	E	R
S	W	G	G	S	M	O	V	I	E	V	R	A
I	J	A	D	Q	A	U	U	E	R	M	C	N
V	B	H	Q	H	O	N	P	I	T	K	O	D
Y	U	P	W	Z	L	T	R	D	T	I	A	M
H	T	Q	C	V	R	A	D	Q	R	V	S	A
N	H	A	O	A	E	I	L	Q	E	K	T	L
C	B	Q	K	V	W	N	E	A	C	X	E	J
M	B	J	S	T	N	A	N	J	V	K	R	I

**CARNIVAL
ROLLERCOASTER
MOVIE**

**MOUNTAIN
GRANDMA
BURGLARS**



Answer Key


SCHOLASTIC TM/© Scholastic Inc.
Art © Dav Pilkey.

REPRODUCIBLE

 **SCHOLASTIC**

scholastic.com/dogbreath

From
bestselling
author
Dav Pilkey



DOG BREATH

Coloring Sheet




SCHOLASTIC TM/® Scholastic Inc.
Art © Dav Pilkey.

REPRODUCIBLE





scholastic.com/dogbreath

From
bestselling
author
Dav Pilkey



THE DINKY DONKEY

COLORING SHEET





REPRODUCIBLE

scholastic.com/DinkyDonkey

SCHOLASTIC and associated logos are trademarks and/or registered trademarks of Scholastic Inc. Art © 2019 by Katz Cowley.

THE DINKY DONKEY

COLORING SHEET






REPRODUCIBLE

[scholastic.com/DinkyDonkey](https://www.scholastic.com/DinkyDonkey)

SCHOLASTIC and associated logos are trademarks and/or registered trademarks of Scholastic Inc. Art © 2019 by Katz Cowley.

THE DINKY DONKEY MAZE

Can you help the Dinky Donkey find her way to the Wonky Donkey?



REPRODUCIBLE

scholastic.com/DinkyDonkey

SCHOLASTIC and associated logos are trademarks and/or registered trademarks of Scholastic Inc. Art © 2019 by Katz Cowley.

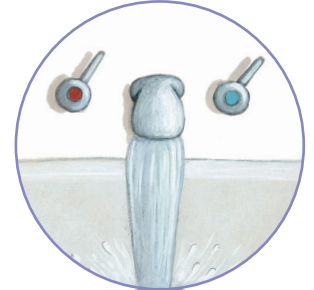
PIG^{the} STINKER

Matching Game



Match these bath time words with their pictures. Draw a line to connect each pair.


• BATH TOYS




• BATHTUB



• SHOWER CAP



• TOWEL





• WATER



The bestselling picture book series from **Aaron Blabey**

SCHOLASTIC and associated logos are trademarks and/or registered trademarks of Scholastic Inc. Art © 2019 by Aaron Blabey.

REPRODUCIBLE



 **SCHOLASTIC**
scholastic.com

PIG^{the} STINKER



Coloring Sheet



The bestselling picture book
series from **Aaron Blabey**

SCHOLASTIC and associated logos are trademarks and/or
registered trademarks of Scholastic Inc. Art © 2019 by Aaron Blabey.

REPRODUCIBLE




 **SCHOLASTIC**
scholastic.com

PIG^{the} STINKER

Maze




Pig the Pug needs a bath! Can you help him get into the tub?




The bestselling picture book
series from **Aaron Blabey**

SCHOLASTIC and associated logos are trademarks and/or
registered trademarks of Scholastic Inc. Art © 2019 by Aaron Blabey.

REPRODUCIBLE




 **SCHOLASTIC**
scholastic.com



PIG the PUG

By Aaron Blabey



Memory Match Game

Directions: Cut out the cards, shuffle them, and lay them face down in rows. Players take turns turning over two cards at a time. When a match is made, the player gets to keep the cards. The player with the most matches wins.



REPRODUCIBLE

 SCHOLASTIC

Art © 2017 by Aaron Blabey. SCHOLASTIC TM & © Scholastic Inc.

PIG^{the} TOURIST

CREATE YOUR OWN PASSPORT

Where have you traveled?

Where would you like to go?

Write in your name and other details.
Then, fill in the passport stamp boxes
by drawing pictures of places you've
visited or want to visit.

When you're done, cut out your
passport and fold it in half.







Visas	Departures/Sorties	
	Entrées/Entrées	







INTERNATIONAL
PASSPORT

NAME:
AGE:
PASSPORT NUMBER:
SIGNATURE:







PIG^{the} TOURIST

SPOT THE DIFFERENCE, FIND ALL FIVE!



PIG^{the} TOURIST

COLORING SHEET



COLORING SHEET

PIG the PUG FIBBER




 SCHOLASTIC

REPRODUCIBLE
SCHOLASTIC TM/© Scholastic Inc. Art © 2018 by Aaron Blabey.

Thelma THE Unicorn by Aaron Blabey

Help Thelma find her way back to her best friend Otis.




Also available from Aaron Blabey:



 SCHOLASTIC

scholastic.com/ThelmaTheUnicorn




TM/© Scholastic Inc.

Art © 2017 by Aaron Blabey.

Thelma THE Unicorn by Aaron Blabey

Can you turn Thelma the Horse into Thelma the Unicorn? Dress her up by giving her a carrot horn, sunglasses, and any other accessories you think she needs.





Also available from Aaron Blabey:



 SCHOLASTIC

scholastic.com/ThelmatheUnicorn



TM/© Scholastic Inc.

Art © 2017 by Aaron Blabey.

Thelma THE Unicorn

by Aaron Blabey

COLORING SHEET




Also available from Aaron Blabey:



 SCHOLASTIC


scholastic.com/ThelmatheUnicorn



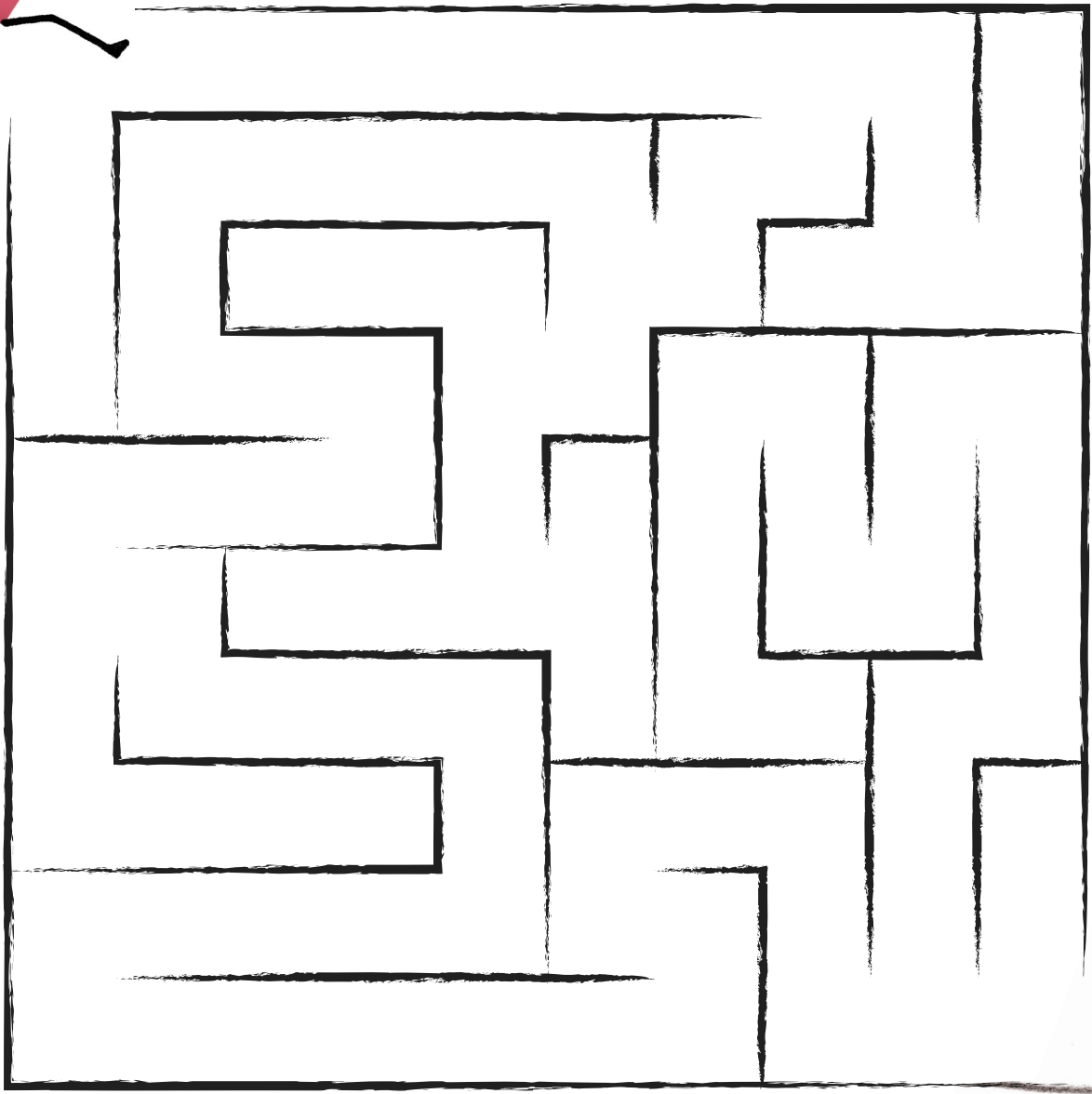
TM/© Scholastic Inc.

Art © 2017 by Aaron Blabey.

Perfect Maze



Pencil drew a maze. Can eraser find a way out?




REPRODUCIBLE

SCHOLASTIC and associated logos are trademarks and/or registered trademarks of Scholastic Inc. © 2019 by Max Amato.

 SCHOLASTIC

scholastic.com



Perfect Drawing Activity

These three erasers need a face and a body!

Make them look...

1. Happy 2. Goofy 3. Mad

Now add...

Arms, Hands, Legs, and Shoes

1



3



2




REPRODUCIBLE

SCHOLASTIC and associated logos are trademarks and/or registered trademarks of Scholastic Inc. © 2019 by Max Amato.


 SCHOLASTIC

scholastic.com



Perfect Coloring Sheet

Pencil and eraser drew a picture for you.
Grab your crayons and add color!




REPRODUCIBLE

SCHOLASTIC and associated logos are trademarks and/or registered trademarks of Scholastic Inc. © 2019 by Max Amato.

 SCHOLASTIC

scholastic.com



Perfect Scratch Art

Follow these steps to help your child create their own scratch art masterpiece!

Materials:

- Sturdy white art paper or cardstock
- Oil pastels or crayons
- Black tempera paint
- Small paintbrush or foam brush
- Toothpick, plastic fork, chopstick, or other tool that works as a stylus



Instructions:

Step 1: Protect your surface by covering your work area with newspaper.

Step 2: Using oil pastels or crayons, let your child color in the entire sheet of paper in as many colors as possible—the more colors the better.

Step 3: With a paintbrush or foam brush, help your child to completely paint over the colored-in paper until the entire sheet is black. (This may require two coats.)

Step 4: After the paint has dried thoroughly, have your child use a toothpick or other stylus to scratch shapes or words to reveal their colorful scratch art!



REPRODUCIBLE

SCHOLASTIC and associated logos are trademarks and/or registered trademarks of Scholastic Inc. © 2019 by Max Amato.

 SCHOLASTIC

scholastic.com

